

# Plan Bee Serious Game Manual



Co-funded by the  
Erasmus+ Programme  
of the European Union



**Plan  
Bee**

2019-1-UK01-KA204-062075

*This project has been funded with support from the European Commission. This communication reflects the views only of the author, and the Commission cannot be held responsible for any use which may be made of the information contained therein.*


- Step 1

Create your account  
here: [Welcome \(lyk.io\)](https://www.lyk.io)

Make sure you read  
and agree to the terms  
of service.



 Create new user

 Clear form

**Username**

Your username( please use only letters and numbers)

**Email**

example@email.com

**Password**

Use at least 6 letters, both upper & lower case

**Confirm password**

Use at least 6 letters, both upper & lower case

I agree to the [terms of service](#)

Create

Go to Home page

Hello,

You're almost done! Click on the link below or copy and paste it in your browser to complete the registration process with Plan Bee and download the game!

[Activate Account](#)

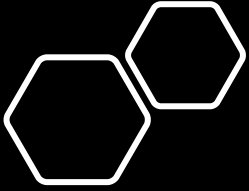
Thank you!

---

## • Step 2

# Activate your account





- Step 3

Download the  
game for  
Windows or  
Mac and  
extract the files



Create new user

Download the game

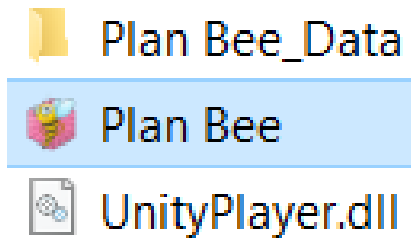
Resend activation

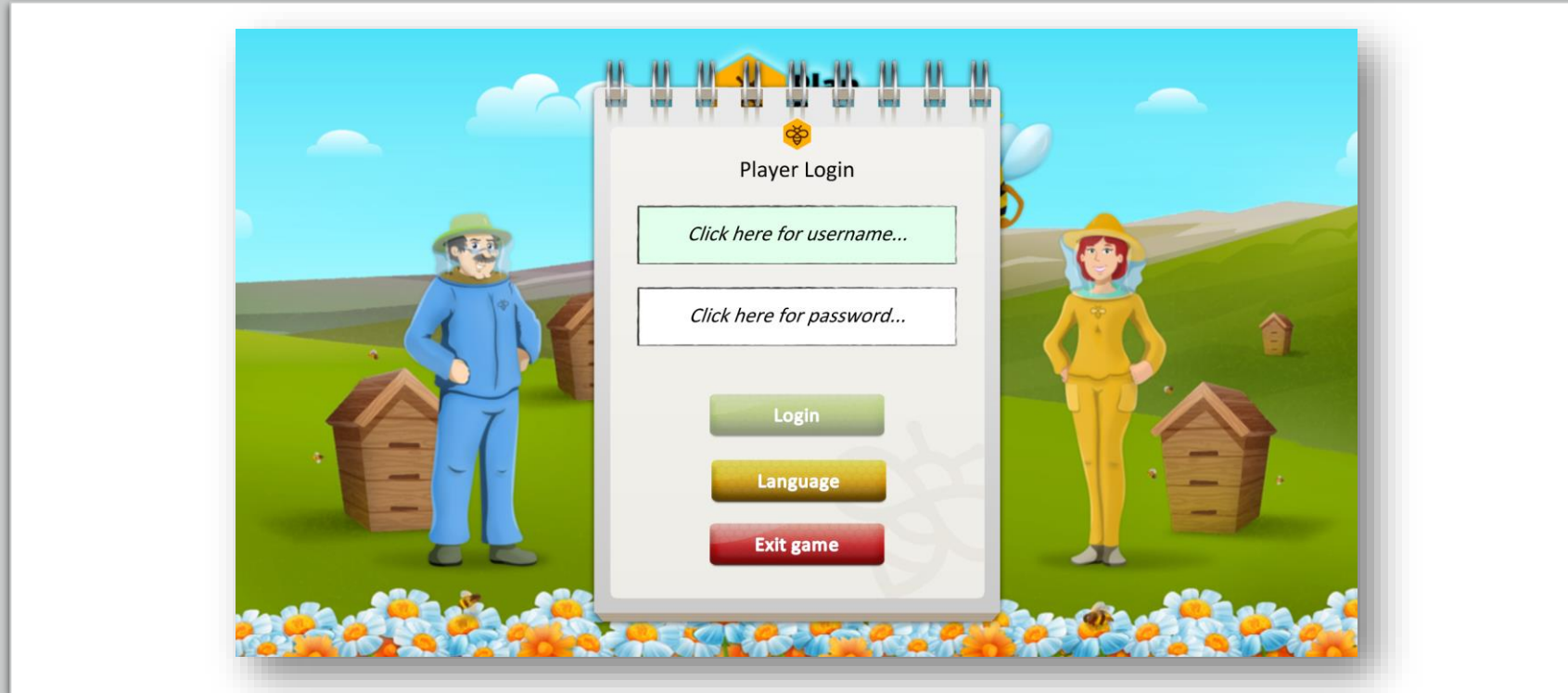
I forgot my password



- Step 4

Run the application.





- Step 5

Insert the credentials  
you created in step 1.



Welcome,  
astamouli



Play

How to play

Leaderboard

• Step 6

Before you start playing, make sure you read the 'How to play' instructions.



Choose an avatar



Submit

Choose your avatar to start playing.

- Step 7





• Step 8

Choose a mentor to guide you throughout the game.

Nice to meet you! I'm so thrilled when I meet new people who are willing to work with me! Oh! I forgot to introduce myself! I'm Maya, the older and wiser queen bee in my hive. I'd love to show you my beehive. Come with me to see how we work!



I'm finally here! Where should I go now? It would be nice if someone could help me a bit... But who should it be?

OK



## • Step 9

The game consists of 8 training modules and one final assessment.

You can start and continue with any of the modules, but you have to complete them all to get to the final assessment.



- Step 10

Each module includes 3 mini games hidden behind specific objects in the cell. You will easily recognize them!

Complete them all to complete the module!



# Let the games begin!



<https://planbeeproject.eu/>



<https://www.facebook.com/projectPlanBee>



<https://twitter.com/projectPlanBee>



2019-1-UK01-KA204-062075



Co-funded by the  
Erasmus+ Programme  
of the European Union

*This project has been funded with support from the European Commission. This communication reflects the views only of the author, and the Commission cannot be held responsible for any use which may be made of the information contained therein.*